

TOWN OF OCCOQUAN

Coronavirus State Local Fiscal Recovery Funds (SLFRF) Spending Plan

Adopted by Occoquan Town Council
July 19, 2022



Fiscal Recovery Funds

- Occoquan is entitled to **\$949,560.76** under the SLFRF NEU Distribution
- First tranche of \$474,780.38 received June 2021
- Second tranche distribution expected mid-2022
- Funds must be used for costs incurred on or after March 3, 2021
- Funds must be obligated by December 31, 2024 and **expended by December 31, 2026**
- Annual Project and Expenditure Reports due through December 31, 2026



SLFRF: Eligible and Ineligible Uses

ELIGIBLE USES

- There are restrictions for uses in excess of \$10 million in allocations.
- Occoquan's allocation is below that threshold so funds may be used for any purpose except the "Ineligible Uses" shown adjacent.

INELIGIBLE USES

- Replenish surplus or rainy-day funds
- Payment to pensions
- Debt payments
- Federal grant match funding
 - Unless they are under the "revenue loss" category that is permitted even for allocations in excess of \$10 million



Spending Plan Funding Groups

Uses Under Consideration Based on Public Input To-Date

1. Infrastructure – Parks and Public Spaces
2. Infrastructure – Energy Efficiencies and Building Upgrades
3. Infrastructure – Stormwater
4. Administrative



Spending Plan Infrastructure – Parks and Public Spaces

Uses Under Consideration

- McKenzie Drive Sidewalk
- Washington Street Sidewalk Connection
- River Mill Park Playground and Picnic Area
- Old Pump House Demo + Parking Area + Beautification Project
- Riverwalk Expansion Project
- Riverwalk Overlook Extension at Mill House Museum
- Town Gateways Beautification Project
- Public Fishing (Floating) Dock/Area
- Parking Facility Plan



Spending Plan

Infrastructure – Energy Efficiencies + Building Upgrades

Uses Under Consideration

- Energy Audit (Underway) – Town Hall, Annex, River Mill Park, Street Gaslights
- Town Hall Energy and Ventilation Upgrades
- Street Gaslight LED Conversion Project



Spending Plan Infrastructure – Stormwater

Uses Under Consideration

- Stormwater System Planning Project (Grant Request submitted – pending status notification)
- Implementation of Stormwater System Plan (pending plan development – multi year project)
- Stormwater Safety Projects
 - Center Lane Pipe Abandonment
 - Commerce Street Pipe Reinforcement Project
 - 200 Mill Street Culvert/Sidewalk Repair



Spending Plan

Administrative

Uses Under Consideration

- Personnel – SLFRF Support (allocated for FY2023)
- Process Improvement Programs - TBD



Spending Plan Project Estimates



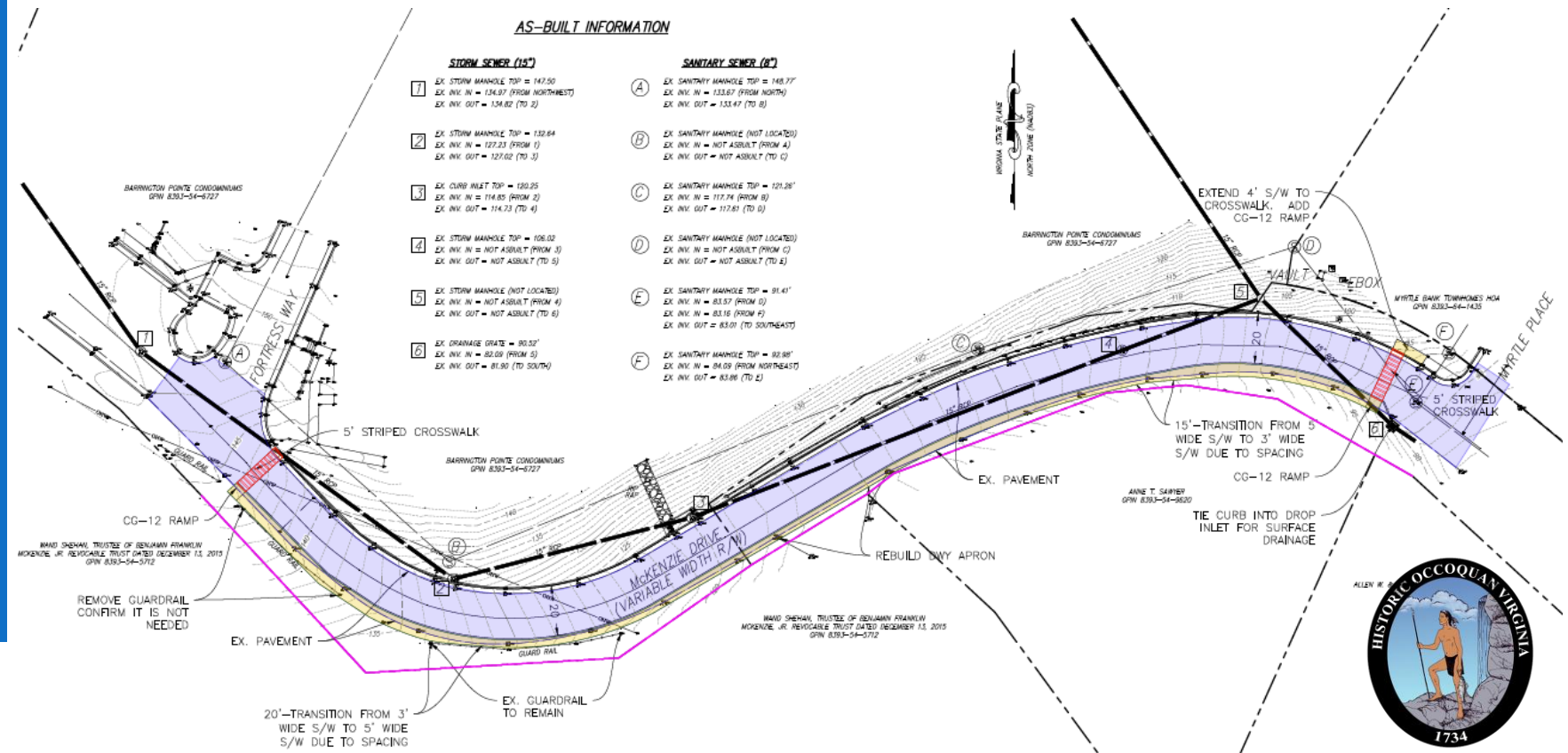
Spending Plan Projects

Infrastructure – Parks and Public Spaces

**Engineering estimate based on as-built*

McKenzie Sidewalk Project

- Estimated Project Cost: \$137,704*
- Completed survey and as-built process to determine feasibility
- Potential Grant Funding: Transportation Alternatives Program



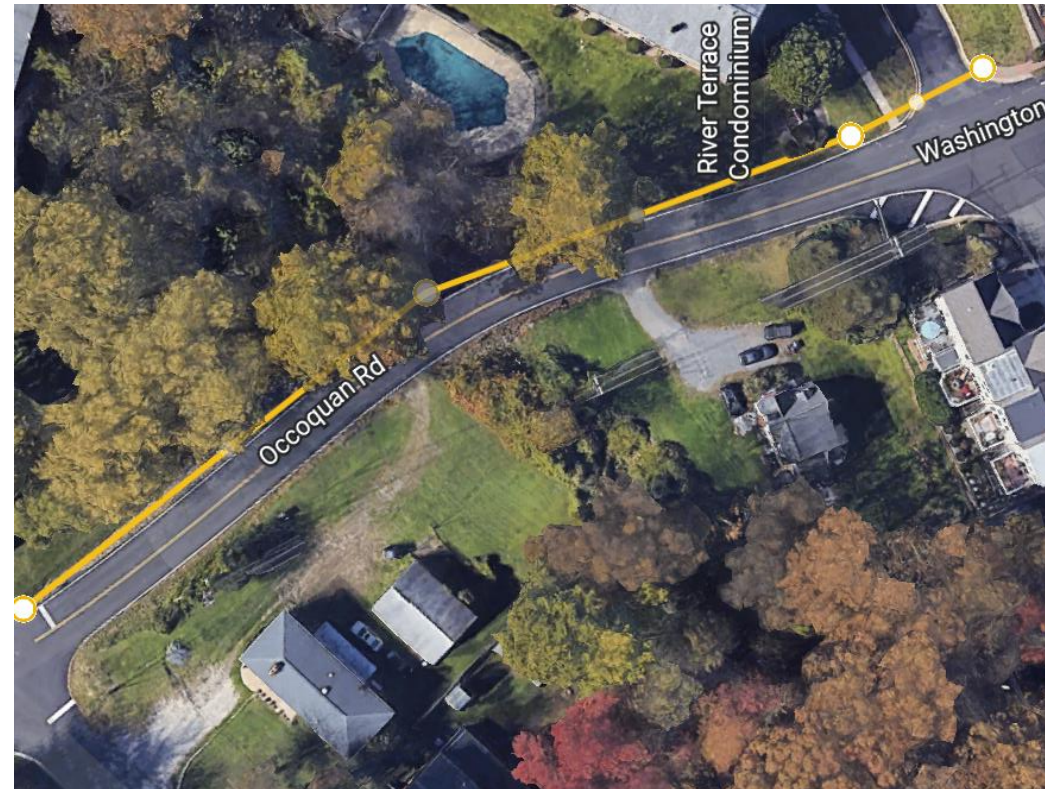
Spending Plan Projects

Infrastructure – Parks and Public Spaces

**Placeholder; estimate pending*

Washington Street Sidewalk Extension

- Estimated Project Cost: \$500,000*
- Working with PWC to develop rough estimate
- Potential Grant Funding: SRTS Project
- Approximately 480 feet of sidewalk to Riverview Lane; approximately 220 feet is located outside of Town limits



Spending Plan Projects

Infrastructure – Parks and Public Spaces

River Mill Park Playground and Picnic Area

- Estimated Project Cost: \$300,000*
- Currently working with Fairfax Water to develop engineering plans for installation of base structure – costs are part of General Fund Engineering Costs
- Playground structure can cost anywhere from \$50,000 to \$200,000 depending on size and scope
- Engineering plans required – rough estimate of \$50,000 for installation
- Potential Grant Opportunities: USDA Community Facilities Direct Loan & Grant Program; AARP Community Challenge



**Rough Estimate*

Spending Plan Projects

Infrastructure – Parks and Public Spaces

**Rough Estimate*

Old Pump House + Demo + Beautification

- Estimated Project Cost:* \$25,000 (Demolition Only); \$283,800
- Estimate includes wet well structural repairs, curb and sidewalk, milling, paving and striping, and stormwater repairs – additional parking area
- Consider other uses for the area; building currently used for Town storage
- Potential Grant Opportunities: TBD



Spending Plan Projects

Infrastructure – Parks and Public Spaces

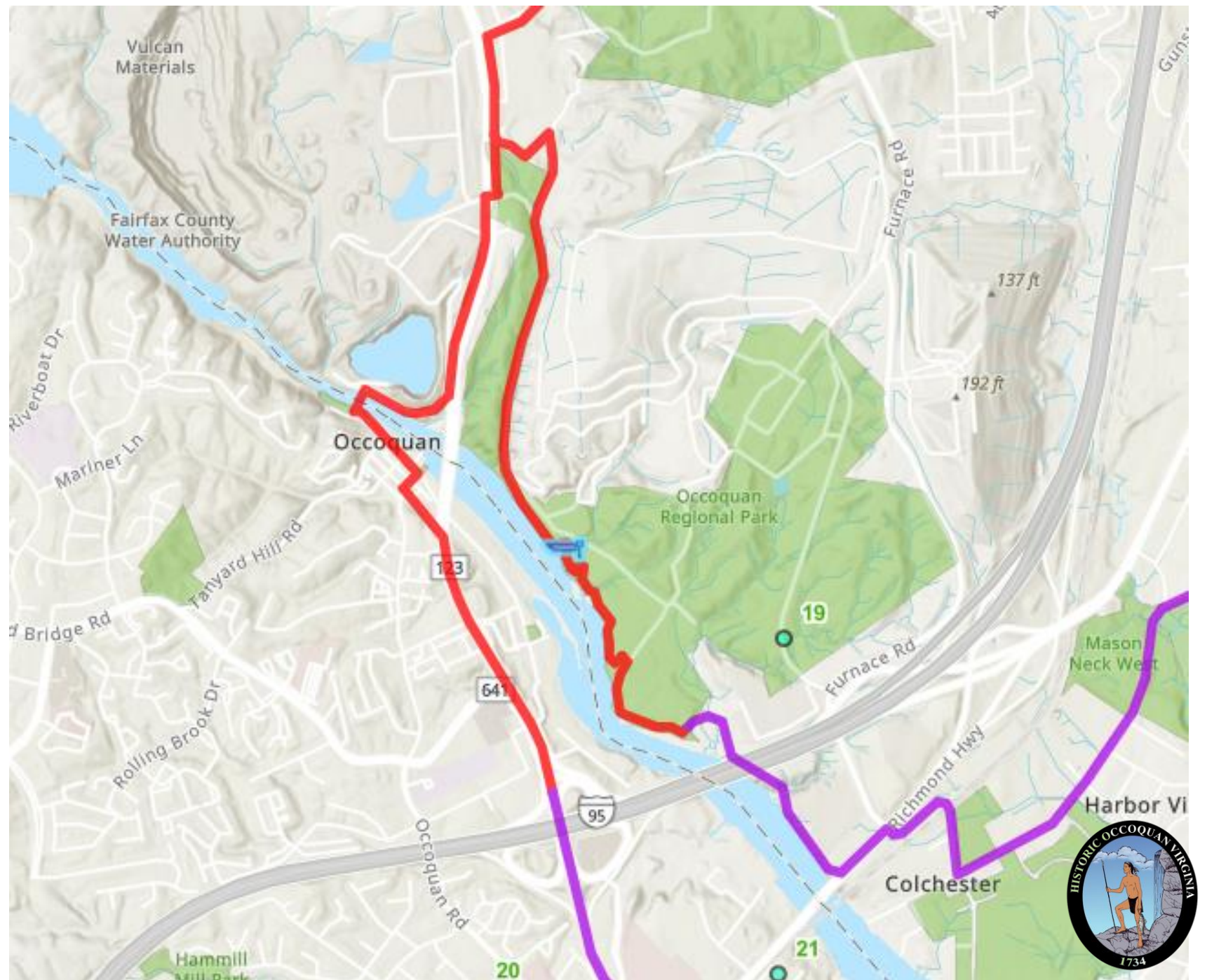
**Rough Estimate*

Riverwalk Expansion Project

- Estimated Project Cost: \$800,000*
- Connect existing boardwalk section (Gaslight Landing) to planned section (Mill at Occoquan) ~400 feet of boardwalk
- Potential Grant Opportunities: DCR Recreational Trails Program; VDOT Transportation Alternatives Program



Riverwalk Expansion Project: Potomac Heritage National Scenic Trail Connection



Spending Plan Projects

Infrastructure – Parks and Public Spaces

**Rough Estimate*

Riverwalk Overlook Extension Project

- Estimated Project Cost: \$20,000*
- Install overlook deck behind Mill House Museum, connect to Riverwalk
- Potential Grant Opportunities: DCR Recreational Trails Program; VDOT Transportation Alternatives Program



Spending Plan Projects

Infrastructure – Parks and Public Spaces

**Funding Bucket*

Town Gateways Beautification Project

- Estimated Project Cost: \$100,000*
- Funding for gateway improvements
 - Updated signage at key points of entry into town
 - Beautification projects at key points
- Potential Grant Opportunities: DCR Recreational Trails Program; AARP Community Challenge

Public Fishing (Floating) Dock/Area

- Estimated Project Cost: \$20,000*
- Identify Designated Fishing Area
- Potential Grant Opportunities: AARP Community Challenge

Parking Facility Plan

- Estimated Project Cost: \$10,000*
- Develop a parking facility plan; identify funding opportunities
- Potential Grant Opportunities: TBD



Spending Plan Projects

Infrastructure – Energy Efficiencies and Building Upgrades

Town Hall Energy Audit

- Estimated Project Cost: \$0
- Currently undergoing Energy Audit

Town Hall Energy and Ventilation Building Upgrades

- Estimated Project Cost: \$55,000* + \$25,000
- Pending energy audit results
- FY23 CIP Includes estimates for envelope improvements, HVAC upgrades
- Review needed for electrical and ventilation improvements
- Potential Grant Opportunities: DOE Energy Efficiency and Conservation Block Grant (EECBG)

**Included in FY2023 CIP*



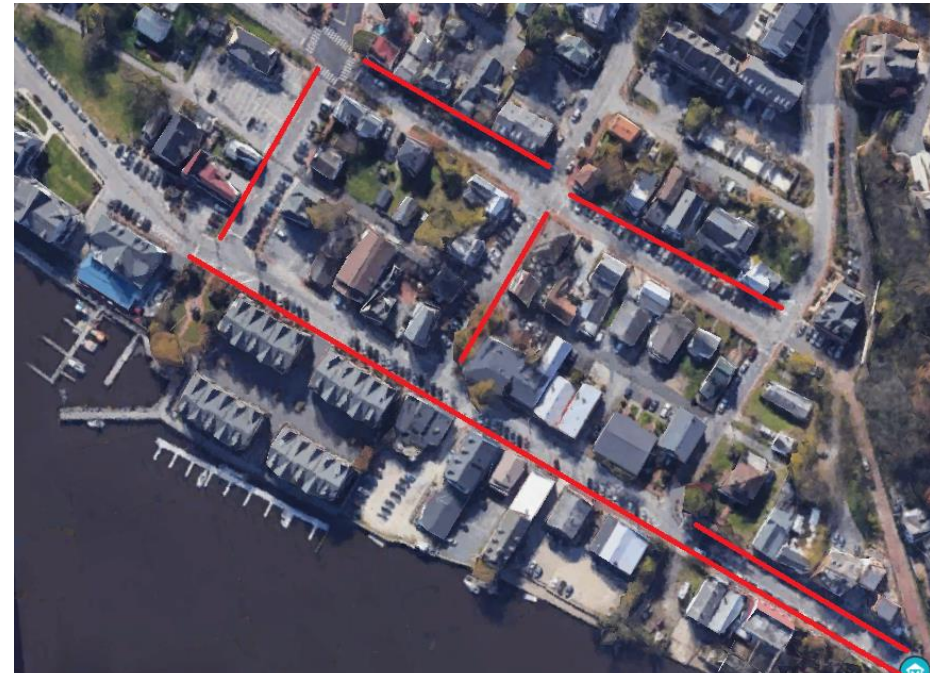
Spending Plan Projects

Infrastructure – Energy Efficiencies and Building Upgrades

**Rough Estimate*

Streetlight LED Conversion Project

- Estimated Project Cost: \$150,000*
- Test electric mantle heads have been installed in Mamie Davis Park
- Need to obtain estimate to run electric under sidewalk – 40 gaslights
- Part of Energy Audit review
- Potential Grant Opportunities: DOE Energy Efficiency and Conservation Block Grant (EECBG)



Spending Plan Projects

Infrastructure – Stormwater

**Grant Request Submitted*

***Funding Bucket – not total
implementation Cost*

Stormwater System Planning Project

- Estimated Project Cost: \$150,000*
- Potential Grant Opportunities: DCR Community Flood Preparedness Grant (submitted April 2022)

Implementation of Stormwater System Plan

- SLFRF Funding: \$300,000** | Total Estimated Project Cost: \$2,000,000
- Implement Stormwater Plan by watershed
- Not total implementation cost; multi-year project; based on completion of Stormwater System Plan
- Potential Grant/Funding Opportunities: DCR Community Flood Preparedness Grant; Virginia Clean Water Revolving Loan Fund; Stormwater Assistance Fund; FEMA Grants

Stormwater Safety Projects

- Estimated Project Cost: \$55,000
- Potential Grant Opportunities: DCR Community Flood Preparedness Grant



Spending Plan Projects

Administrative

Personnel

- Estimated Project Cost: \$30,226*
- Potential Grant Opportunities: N/A

Process Improvements

- Estimated Project Cost: \$25,000
- Identify process improvement to improve customer service and access
- Potential Grant/Funding Opportunities: TBD

**Allocated for FY2023*



Spending Plan

Funding Totals

Funding Bucket Title	Project Total	SLFRF Allocation	Grant	CIP	TBD
Infrastructure – Parks and Public Spaces	\$2,171,504	\$454,334	-	-	\$1,717,170
Infrastructure – Energy Efficiencies and Building Upgrades	\$230,000	\$100,000	-	\$55,000	\$75,000
Infrastructure – Stormwater	\$2,205,000	\$355,000	-	-	\$1,850,000
Administrative	\$55,226	\$40,226	-	-	\$15,000
	\$4,661,730	\$949,560	0	\$55,000	\$3,657,170

